

Linking an Authorization to a CJA-21 Voucher

After your authorization has been approved by the judge, it appears in your Closed Vouchers panel. If desired, click the voucher number link to view the voucher.

STEP 1

Select Your Appointment

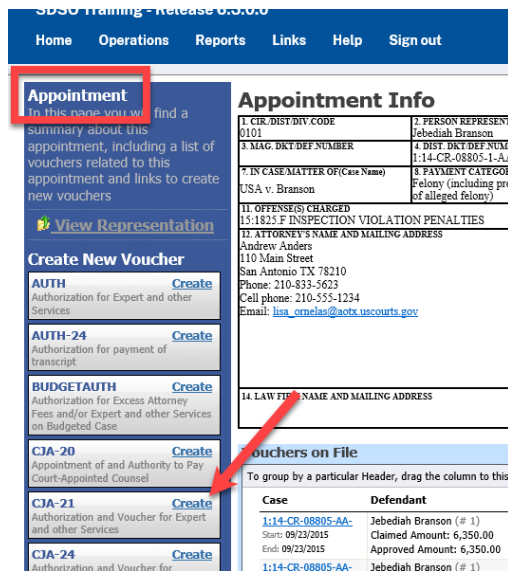
To create a CJA-21 voucher and link it to the authorization, in the Appointments' List section, click the defendant case number link.



STEP 2

Create the CJA-21 Voucher

In the Appointment section, click the CJA-21 **Create** link.



STEP 3

Authorization Selection

On the Basic Info screen, in the Authorization Selection section, there are two options: **No Authorization Required** or **Use Existing Authorization**. Click **Use Existing Authorization**.

Basic Info

1. CIR./DIST/DIV.CODE 0101		2. PERSON REPRESENTED Jebediah Branson	
3. MAG. DKT/DEF NUMBER		4. DIST. DKT/DEF NUMBER	5. #
		1:14-CR-08805-1-AA	
7. IN CASE/MATTER OF(Case Name) USA v. Branson		8. PAYMENT CATEGORY Felony (including pre-trial diversion of alleged felony)	
		9. # Ad	
11. OFFENSE(S) CHARGED 15:1825.F INSPECTION VIOLATION PENALTIES			
EXCESS FEE LIMIT \$11,500.00		PRESIDING JUDGE Albert Albertson	
		M#	

Authorization Selection

You can click the **Use Existing Authorization** button to select from a list of .

No Authorization Required
If your voucher compensation is under the statutory limit and does not require prior authorization.

Use Existing Authorization
Select this option to display and select from a list of approved authorizations for this appointment.

Note

The system searches for and displays any existing requests for authorization.

STEP 4

Select Authorization

The application automatically displays existing requests for authorizations. You must select the appropriate authorization from the list before you can enter the new voucher information; when an authorization is selected, the cell turns light blue.

Authorization Selection
 You can click the **Use Existing Authorization** button to select from a list of approved authorizations, or click the **No Authorization Required** button if under the statutory limit.

No Authorization Required
 If your voucher compensation is under the statutory limit and does not require prior authorization.

Use Existing Authorization
 Select this option to display and select from a list of approved authorizations for this appointment.

Please Select the Associated Authorization	
ID Number: 4 Order Date: 03/04/2014 Authorized Amount: \$1,000.00 Grand Total Amount: \$1,500.00	Service Type: Chemist/Toxicologist Estimated Amount: \$1,000.00 Notes: Abraham Astley
ID Number: 200 Order Date: 02/01/2017 Authorized Amount: \$100.00 Grand Total Amount: \$100.00	Service Type: Interpreter/Translator Estimated Amount: \$5,000,000.00 Notes:
ID Number: 223 Order Date: 08/23/2017 Authorized Amount: \$800.00 Grand Total Amount: \$800.00	Service Type: Chemist/Toxicologist Estimated Amount: \$800.00 Notes:
ID Number: 297 Order Date: 08/23/2018 Authorized Amount: \$1,000.00 Grand Total Amount: \$1,000.00	Service Type: Chemist/Toxicologist Estimated Amount: \$1,000.00 Notes:

New Voucher Information

Service Type: Chemist/Toxicologist *

STEP 5

Enter the New Voucher Information

You can search for an existing expert or enter the information for another provider.

New Voucher Information

Service Type: Chemist/Toxicologist *

Description:

Service Provider
 You can search one of the service providers already in the system OR you can enter the required information for another provider

Expert: Astley, Rick
 Expert, Betty
 Expert, LeVar
 Expert, Longoria
 Expert, Misses

Service Provider
 You can search one of the service providers already in the system OR you can enter the required information for another provider

Expert: [Dropdown]

First Name: [Text] Middle Name: [Text] Last Name: [Text] *

Email: [Text] *

Phone: [Text] * Fax: [Text]

Address 1: [Text] City: [Text] *

Address 2: [Text] State (U.S. Only): [Dropdown] Zip: [Text] *

Address 3: [Text] Country: [Dropdown] * UNITED STATES

Voucher Assignment * Attorney Expert

Create Voucher

If the authorization has an increase in the amount, you can see this by comparing the original authorized amount to the grand total amount, which includes the increase.

on button to select from a list of approved authorizations, or click the **No Authorization Required** button

Please Select the Associated Authorization

ID Number: 224	Service Type: Chemist/Toxicologist
Order Date: 03/03/2014	Estimated Amount: \$500.00
Authorized Amount: \$500.00	Notes:
Grand Total Amount: \$800.00	

New Voucher Information

STEP 6

Select the Voucher Assignment

If the service providers or experts have rights to enter their own expenses, the **Voucher Assignment** radio buttons becomes active. Click the appropriate radio button to indicate whether you or the expert will enter the service fees on the voucher.

New Voucher Information

Service Type Chemist/Toxicologist *

Description

Service Provider
You can search one of the service providers already in the system OR you can enter the required information for another provider

Expert Astley, Rick

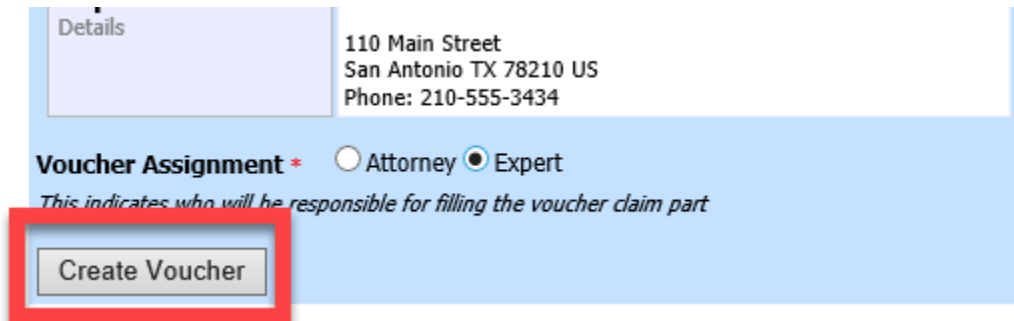
Expert Info Rick Astley
Details
110 Main Street
San Antonio TX 78210 US
Phone: 210-555-3434

Voucher Assignment * Attorney Expert
This indicates who will be responsible for filling the voucher claim part

Create Voucher

STEP 7**Create the Voucher**

Once you have made your selection, click **Create Voucher**.



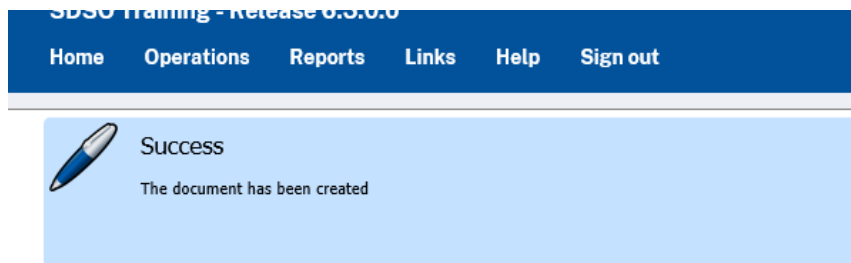
Details

110 Main Street
San Antonio TX 78210 US
Phone: 210-555-3434

Voucher Assignment * Attorney Expert
This indicates who will be responsible for filling the voucher claim part

Create Voucher

If you indicated that the voucher is to be completed by the expert, you will receive a message stating that the voucher has been created and is on the expert's home page. If you indicated that the voucher is to be completed by the attorney, the voucher will open. Fill out the voucher accordingly.



Back to:
[Home Page](#)
[Appointment Page](#)

NOTE: All CJA-21 vouchers, whether created and submitted by you or by the expert, are then returned to the **My Service Providers' Voucher** folder on your home page. You must virtually sign the completed CJA-21 voucher again to submit it to the court for processing