







New Jury Instructions Builder (JIB) is Live and Ready for Use!

The Jury Instruction Committee for the Eighth Circuit is pleased to announce a new tool with increased functionality for both Civil and Criminal Pattern Jury Instructions.

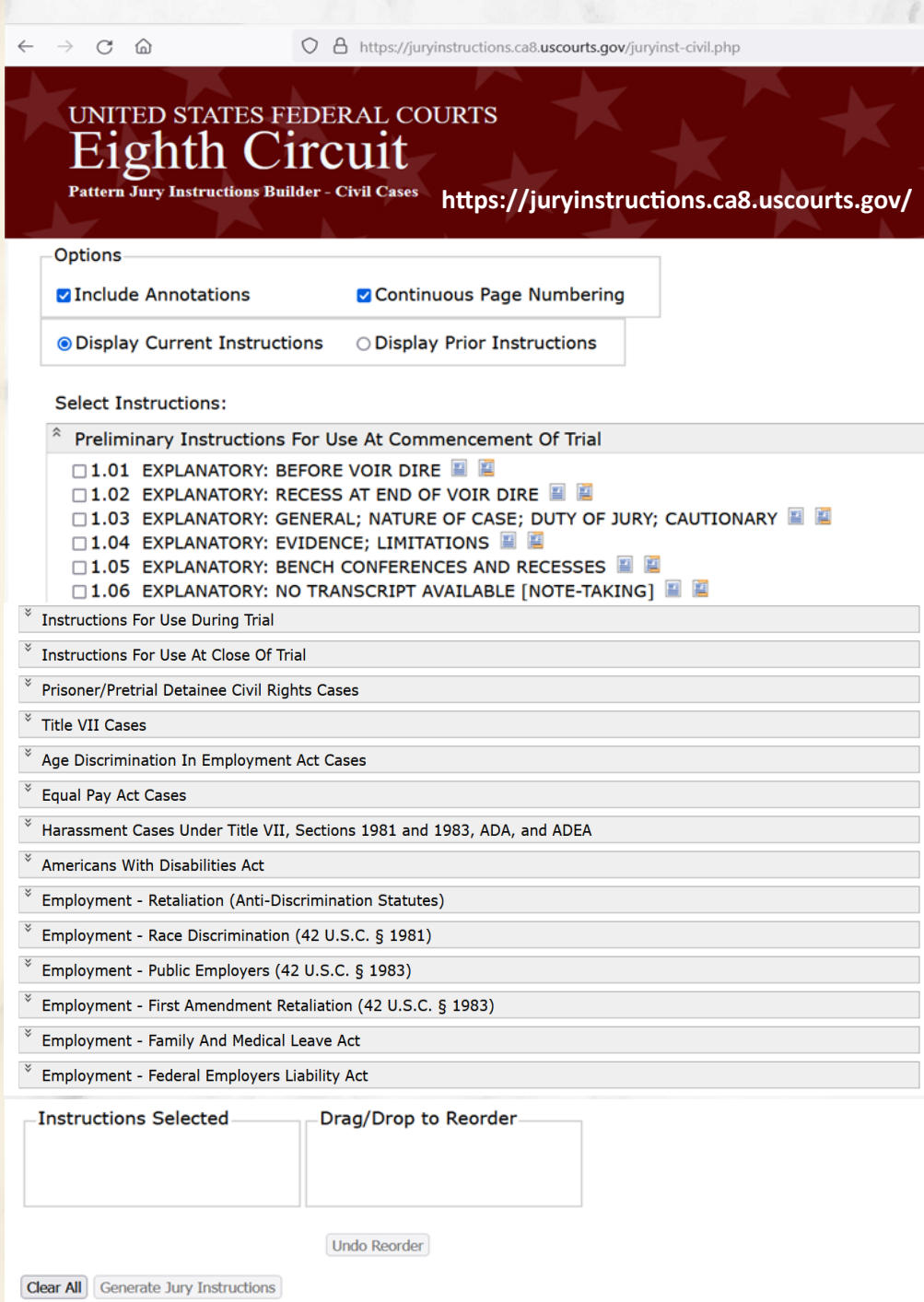
Trial lawyers and judges will benefit from this new tool that enables users to format an entire packet of jury instructions by clicking a few computer keys!

Use of the JIB will ensure that the most current Committee-approved version of instructions are being used.

Other benefits include:

-  No log-in required.
-  Save or print a Microsoft Word copy of selected instructions with or without Committee Comments and Notes on Use.
-  JIB automatically generates Table of Contents.
-  Reorder and paginate instructions to customize your packet of instructions.
-  Content is maintained and updated by court staff in the Eighth Circuit, ensuring feedback goes directly to the Jury Instruction Reporter.
-  Available to bench and bar at:

<https://juryinstructions.ca8.uscourts.gov/>



The screenshot shows the web application interface for the Jury Instructions Builder (JIB). At the top, the header reads "UNITED STATES FEDERAL COURTS Eighth Circuit" and "Pattern Jury Instructions Builder - Civil Cases" with the URL "https://juryinstructions.ca8.uscourts.gov/". Below the header, there are "Options" for "Include Annotations" (checked), "Continuous Page Numbering" (checked), "Display Current Instructions" (selected), and "Display Prior Instructions" (unselected). The "Select Instructions:" section is expanded to show "Preliminary Instructions For Use At Commencement Of Trial" with a list of six explanatory instructions (1.01-1.06). Below this is a list of categories for "Instructions For Use During Trial", "Instructions For Use At Close Of Trial", and various employment and discrimination cases. At the bottom, there are "Instructions Selected" and "Drag/Drop to Reorder" boxes, an "Undo Reorder" button, and "Clear All" and "Generate Jury Instructions" buttons.

Special Thanks

The new Pattern Jury Instructions Builder would not be possible without the following:

The Eastern District of Missouri IT Department

Angel Hernandez, IT Director

Faith Jones, Assistant IT Manager

David Robinson, Web Specialist

Mike Hobbs, Systems Administrator

Jeff Johnson, Systems Administrator

The Eighth Circuit Library

Eric Brust, Circuit Librarian

Diane Neske, Assistant to the Circuit Librarian

A QUICK GUIDE FOR THE 8TH CIRCUIT

JURY INSTRUCTIONS BUILDER

Create Jury Instructions:

Select Case Type

- Civil
 Criminal

[Begin Jury Instructions Builder](#)

Reference Materials

[Current Complete Civil Pattern Jury Instructions \(PDF\)](#)
[Current Complete Criminal Pattern Jury Instructions](#)

1 Choose Civil or Criminal and click/tap the Begin Jury Instructions Builder button.

Options

- Include Annotations Continuous Page Numbering
 Display Current Instructions Display Prior Instructions

Select Instructions:

- ^ Preliminary Instructions Before Opening Statements
- 0.01 Instruction Before Voir Dire
 - 0.02 Instruction at End of Voir Dire
 - 1.01 General: Nature of Case; Nature of Indictment; Cautionary
 - 1.02 Elements of the Offense— Preliminary
 - 1.03 Evidence; Limitations
 - 1.04 Direct and Circumstantial Evidence

2 Select or deselect the options for including annotations, continuous page numbering and current or prior instructions., as needed, and then review each section and click/tap to select the desired instruction.

Instructions Selected

0.01	0.01
1.03	1.03
1.04	1.04
2.01	2.01
2.02	2.02
2.08	2.08
3.01	3.01
3.02	3.02
10.01	10.01
10.03	10.03

Drag/Drop to Reorder

[Undo Reorder](#)

[Clear All](#) [Generate Jury Instructions](#)

3 If needed, use your mouse to click and drag until the selections are in the needed order. Then click/tap the Generate Jury Instructions button.

Pattern Jury Instructions - Criminal

Option Requested: Include Annotations, Continuous Page Numbering.

Jury Instructions Selected (3):

1.08, 10.01, 10.02

[View Merged Document.](#)

DONE.

[Build another instruction set](#)

4 Click/tap the View Merged Document link to open the selections in Word.